

# Daily Plan for Thursday, May 27<sup>th</sup>

We have Teams meetings today at 8:30, 10:30, and 1:00.

Students also have small reading groups that meet from 9-10.

## 8:30 - Morning Meeting on Teams

- Show and Share: Shriya, Akiva, Anthea, Zoey, Eloise
- Adding s and es rule
- [Plural Video](#)
- [Adding S and ES video](#)

## 9:00- Reading Centers- Each centre should take 15 minutes.

### 1. Small Reading Group Teams meeting.

9:00- Anthea, Kadlin, Eloise, Marcus, Zoey,

9:15- Autumn, Akiva, Hannah, Abby, Sadie


9:30- Shriya, Grey, Alec, Mara-Jade

9:45- Bailey, Emma, Nyabol, Grace, Nathanael, Guillermo

### 2. Read to self- Print books, online books.

<https://generalstewart2.weebly.com/may-reading.html>

### 3. Reading Comprehension Week 21 Day 2:



### 4. Singular and Plural Sheet: Cut out the words and glue them on the correct side.

1. Cut out the entire foldable.  
2. Cut the horizontal line to create two flaps.  
3. Glue the long skinny rectangle into your notebook.  
4. Write the rule and three sample words in each section.

**Rule** - Most of the time, you will just add s to make a noun plural. Add es when the noun ends in ch, sh, s, x, or z.

1. Cut out the rule and glue it to the top of a page in your notebook.  
2. Cut out the words and headings.  
3. Place each word under the correct plural ending.  
4. Glue the headings and words into your notebook.

Plural Noun Rules - s or es

Add  
s


Add  
es

Add es	Add s	shoe
plate	sister	lamp
witch	ash	ax
computer	leash	tree
peach	batch	basket
couch	bottle	glass

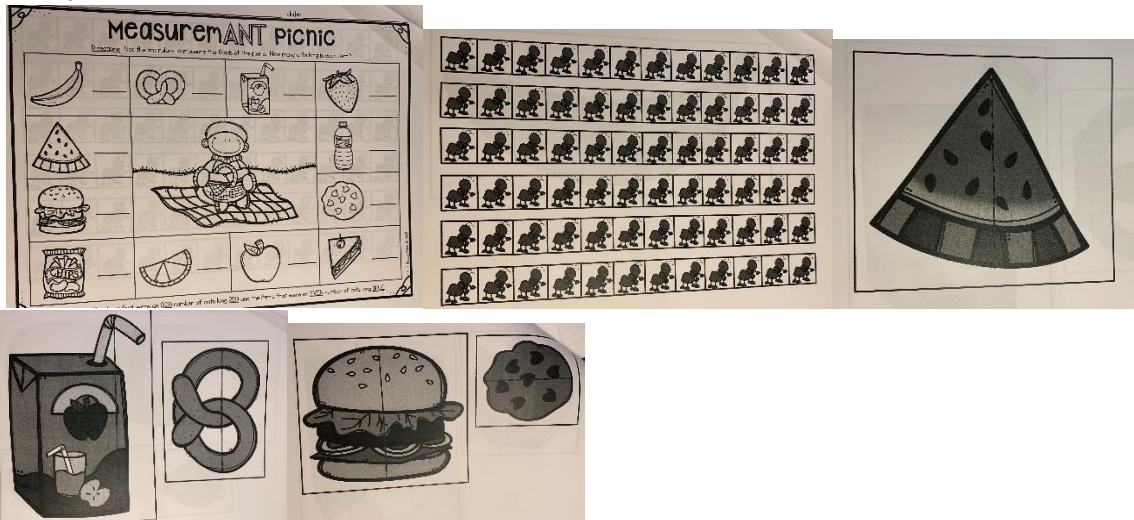
### 10:00- Snack and Movement Break

### 10:30- Math/Writing on Teams

- List Poems- Brain storm insect ideas. Bring Paper to write ideas.
- Measurement: Bring these pages to class, and scissors.



### 11:00- Math Work: Complete the measurement sheets. Measure all the picnic foods with the ant ruler and record on the sheet.



Practice your addition and subtraction facts:



- Play a dice or card addition/subtraction game.
- Practice flash cards.
- Or go to website and play addition and subtraction games.
- <https://generalstewart2.weebly.com/may-math.html>

11:30 - Writing Time: Write a list poem about Insects.


Example:

**Insects**

Is that bug an insect?  
Can it be?  
Count the body parts.  
Are there three?  
Count the legs.  
Are there six that you see?  
On its head  
Are there two antennae?  
If you answer yes, then we can agree.  
That bug is an insect. Absolutely!



**Little Red Ladybug**



Little red ladybug  
Crawls up a leaf

Little red ladybug  
Flies through the air

Little red ladybug  
Lands on my finger

Little red ladybug  
My oh my  
What a cute little beetle!

Little red ladybug  
Crawls up a leaf

Little red ladybug  
Flies through the air

Little red ladybug  
Lands on my finger

Little red ladybug  
My oh my  
What a cute little beetle!

12:00- Lunch and movement break


1:00- Science on **Teams**

- Insects and Spiders

1:30- Science Work: Go on an insect search. Look for a different insect than you found yesterday. Conduct research on your insect and answer the questions.

Thinking and Making Predictions About My Critter (insect or spider)

Let's write some more!

Is there anything unusual about this specimen? 

\_\_\_\_\_

If yes, what? \_\_\_\_\_

What do you think it needs to live? \_\_\_\_\_

\_\_\_\_\_

What clues tell you this? \_\_\_\_\_

\_\_\_\_\_

What could its predator be? \_\_\_\_\_

\_\_\_\_\_


Its prey? \_\_\_\_\_

\_\_\_\_\_


What caught your eye about this critter?

\_\_\_\_\_

\_\_\_\_\_

 ©Growing Smart Readers

Critter Categorizer & Graphic Organizer

What did you find? 

Habitat Where I found it (describe and draw)	Physical Characteristics What it looks like
Unusual Features	Head: Body: Legs: Size: Color:
What it eats	What is its scientific name?
How it moves	Draw and Label
It's life cycle	

Time to Finish any work from the day and post to My Blueprint.

3:00- Exercise Time: Here are some ideas.

- Cosmic Yoga Fun:  
<https://www.youtube.com/user/CosmicKidsYoga>
- Go Noodle Dance Fun:  
<https://www.youtube.com/user/GoNoodleGames>
- Go outside and play.
- Roll a die and do an activity. Repeat for 15 minutes.



Checklist of items to be posted on MY BLUEPRINT

- Reading Comprehension Week 21 Day 2
- Add s or es sheet.
- Measuring spring math sheet
- Measuring ant picnic
- List poem about an insect
- My Critter Sheets.