

Daily Plan for Tuesday, March 9th

We have Teams meetings today at 8:30, 10:30, and 1:00.

Students also have small reading groups that meet from 9-10.

8:30 - Morning Meeting on Teams

- Show and Share: Grey, Bailey, Abby, Sadie
- Reading Strategies

9:00- Reading Centers- Each centre should take 15 minutes.


1. Small Reading Group Teams meeting.

- 9:00- Anthea, Nyabol, Eloise, Marcus, Zoey,
- 9:15- Autumn, Akiva, Hannah, Abby, Sadie
- 9:30- Grace, Guillermo, Kadlin
- 9:45- Bailey, Emma, Grey, Alec, Nathanael, Mara-Jade, Shriya


2. Read to self- Print books, online books.

<https://generalstewart2.weebly.com/march-reading.html>

3. Reading Comprehension Week 10 Day 2:



4. Noun Sort:



10:00- Snack and Movement Break



10:30- Math on **Teams**

- Two-digit addition







11:00- Math Work:

Complete the Sheet:

Grocery Receipt		Grocery Receipt	
Item	Price	Item	Price
Total		Total	



Grocery List
Pick two items off the list you would like to buy and add them together on your receipt.

<input type="checkbox"/>		\$0.12 bananas	<input type="checkbox"/>		\$0.32 soup
<input type="checkbox"/>		\$0.50 cereal	<input type="checkbox"/>		\$0.44 chips
<input type="checkbox"/>		\$0.25 lettuce	<input type="checkbox"/>		\$0.11 apple

- Practice your addition and subtraction facts:
 - Play a dice or card addition/subtraction game.
 - Practice flash cards.
 - Or Go to website and play addition and subtraction games.
 - <https://generalstewart2.weebly.com/march-math.html>

11:30- Box Maker Space Time: Work on your Box project.

12:00- Lunch and movement break

1:00- Science Lesson on **Teams**

- How is my house heated?

1:30- Science Work:

Tour your house and see how it is heated. Where is your furnace and thermostat?

Complete the sheet.

Name: _____ Date: _____

How Is My House Heated?

Before the tour...

Hypothesis: How do you think your school is kept warm during the winter?

After the tour...

Observations: Draw a picture of the energy source for your school.

Conclusion: What did you learn about how your school is heated?

2:00- Box Maker Space time to work on your project.

3:00- Exercise Time: Here are some ideas.

- Cosmic Yoga Fun:
<https://www.youtube.com/user/CosmicKidsYoga>
- Go Noodle Dance Fun:
<https://www.youtube.com/user/GoNoodleGames>
- Go outside and Play.

1:45-3:45- I will be having meetings for Tuesday families.

Checklist of items to be posted on MY BLUEPRINT

- Reading Comprehension Week 11 Day 2
- Noun Sheet
- Math Grocery Receipt
- How is My House Heated?