

Daily Plan for Thursday, March 4th

We have Teams meetings today at 8:30, 10:30, and 1:00.

Students also have small reading groups that meet from 9-10.

8:30 - Morning Meeting on Teams

- Show and Share: Shriya, Akiva, Anthea, Zoey, Eloise
- Reading strategies

9:00- Reading Centers- Each centre should take 15 minutes.

1. Small Reading Group Teams meeting.

- 9:00- Anthea, Nyabol, Eloise, Marcus, Zoey,
- 9:15- Autumn, Akiva, Hannah, Abby, Sadie
- 9:30- Grace, Guillermo, Kadlin
- 9:45- Bailey, Emma, Grey, Alec, Nathanael, Mara-Jade, Shriya

2. Read to self- Print books, online books.

<https://generalstewart2.weebly.com/march-reading.html>

3. Reading Comprehension Week 10 Day 4:

Read the story. Find out how Abe and Stella are the same and different.

Abe and Stella like to read.
They can't get books from the library.
They read about different things.
Abe reads about real animals.
He likes books about politics the best.
Stella reads books about legends.
She likes to try books too.
Abe and Stella both read a lot of books.
Abe is sitting on the floor.
Stella is sitting in a big chair.

1. How are Abe and Stella different?
A. They both like to read.
B. They both like to read.
C. They both like to read.
D. They both like to read.

2. How are Abe and Stella different?
A. They both like to read.
B. They both like to read.
C. They both like to read.
D. They both like to read.

3. How are Abe and Stella different?
A. They both like to read.
B. They both like to read.
C. They both like to read.
D. They both like to read.

4. How are Abe and Stella different?
A. They both like to read.
B. They both like to read.
C. They both like to read.
D. They both like to read.

5. How are Abe and Stella different?
A. They both like to read.
B. They both like to read.
C. They both like to read.
D. They both like to read.

6. How are Abe and Stella different?
A. They both like to read.
B. They both like to read.
C. They both like to read.
D. They both like to read.

NO ANSWER
Find at the story
six words that end in the same sound as trees.

4. Nouns:

Name: _____

IS IT A NOUN?
A noun is a person, place, or thing.

Directions: Cut and paste the word into the correct column.

NOUN		NOT	
sadly	baby	write	shoe
funny	friendly	runner	caring
clouds	desk	cherry	run


10:00- Snack and Movement Break

10:30- Math Lesson **Teams**




- Two-digit Subtraction

11:00- Math Work:

Adding a two digit number to a one digit number Name: _____

$\begin{array}{r} 14 \\ + 4 \\ \hline \end{array}$	$\begin{array}{r} 85 \\ + 2 \\ \hline \end{array}$	$\begin{array}{r} 53 \\ + 4 \\ \hline \end{array}$	$\begin{array}{r} 42 \\ + 7 \\ \hline \end{array}$	$\begin{array}{r} 44 \\ + 2 \\ \hline \end{array}$	$\begin{array}{r} 84 \\ + 3 \\ \hline \end{array}$
$\begin{array}{r} 54 \\ + 4 \\ \hline \end{array}$	$\begin{array}{r} 42 \\ + 3 \\ \hline \end{array}$	$\begin{array}{r} 25 \\ + 3 \\ \hline \end{array}$	$\begin{array}{r} 33 \\ + 1 \\ \hline \end{array}$	$\begin{array}{r} 81 \\ + 5 \\ \hline \end{array}$	$\begin{array}{r} 47 \\ + 2 \\ \hline \end{array}$
$\begin{array}{r} 40 \\ + 2 \\ \hline \end{array}$	$\begin{array}{r} 68 \\ + 0 \\ \hline \end{array}$	$\begin{array}{r} 76 \\ + 3 \\ \hline \end{array}$	$\begin{array}{r} 27 \\ + 1 \\ \hline \end{array}$	$\begin{array}{r} 73 \\ + 0 \\ \hline \end{array}$	

Use a face to show how you feel.

Practice your addition and subtraction facts:


- Play a dice or card addition/subtraction game.
- Practice flash cards.
- Or Go to website and play addition and subtraction games.
- <https://generalstewart2.weebly.com/march-math.html>

11:30 - Writing Time: Finish your final copy of your story. Add pictures to your story.

12:00- Lunch and movement break

1:00- Science Lesson on **Teams**

- Bring Thermometers, a mitten or glove and sheet.

 **The Mitten**

Name: _____

Question: Are Mittens Warm?

Hypothesis: I think mittens _____ warm.
(are or are not)

Test Your Hypothesis: (Do an experiment):

Materials needed: mittens
thermometer
timer

Procedure:

1. Find the room temperature. Place the thermometer on your desk for two minutes. Record the temperature.
2. Place a thermometer in a mitten for two minutes. Record the temperature.
3. Put your hand in a mitten. Place a thermometer inside the mitten with your hand. After two minutes record the temperature.

Analyze the Data:

	TEMPERATURE
ROOM TEMPERATURE	
MITTEN	
MITTEN WITH HAND	

Make a Conclusion: Mittens _____ warm.
(are or are not)

1:30- Science Work:

Complete the sheet. Complete the Adjusting Temperature sheets. Cut out the pictures and glue onto the page.

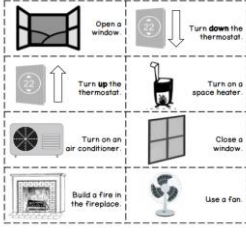
Name: _____ Date: _____

Adjusting the Temperature

Fill in the table below with ways to heat up or cool down a house, building or school. Draw a picture to go with each answer. Then, cut out the pictures and glue them in the correct column.

Heating Up	Cooling Down

© 2005 by The McGraw-Hill Companies
Illustration's America Paper Bear. Their artwork is 100% when awarded a prize into the cold water of the Pacific Ocean on New Year's Day.
What are your plans for next year?



Time to Finish any work from the day and post to My Blueprint.

3:00- Exercise Time: Here are some ideas.

- Cosmic Yoga Fun:
<https://www.youtube.com/user/CosmicKidsYoga>
- Go Noodle Dance Fun:
<https://www.youtube.com/user/GoNoodleGames>
- Go outside and Play.

Checklist of items to be posted on MY BLUEPRINT

- Reading Comprehension week 10 day 4
- Noun or Not Sheet
- Two-digit addition
- Final Copy of story with pictures
- Mitten experiment
- Adjusting Temperature Sheet

