

# Daily Plan for Tuesday, February 23<sup>rd</sup>

We have Teams meetings today at 8:30, 10:30, and 1:00.

Students also have small reading groups that meet from 9-10.

## 8:30 - Morning Meeting on Teams

- Show and Share: Grey, Bailey, Abby, Sadie
- Reading Strategies

## 9:00- Reading Centers- Each centre should take 15 minutes.


### 1. Small Reading Group Teams meeting.

- 9:00- Anthea, Nyabol, Eloise, Marcus, Zoey,
- 9:15- Autumn, Akiva, Hannah, Abby, Sadie
- 9:30- Grace, Guillermo, Kadlin
- 9:45- Bailey, Emma, Grey, Alec, Nathanael, Mara-Jade, Shriya

### 2. Read to self- Print books, online books

<https://generalstewart2.weebly.com/february-reading.html>

### 3. Reading Comprehension Week 9 Day 2:



### 4. Noun Sort:

Name: \_\_\_\_\_

### NOUN SORT

Directions: Cut and paste the word into the correct column.

PERSON	PLACE	THING	ANIMAL
student	bat	pencil	mall
bear	church	fireman	money
gum	teacher	bedroom	puppy
rabbit	school	candy	brother

## 10:00- Snack and Movement Break

## 10:30- Writing on Teams

- Idea Jar. We will be brainstorming and creating an idea jar. You will need paper and a container to keep your ideas in.
- How can we take an ordinary topic and make it silly? A talking dog, sledding with a pool toy, a pirate afraid of the water. We will brainstorm and write different ideas for silly stories.

## 11:00- Writing Time: Silly Story starters

Write 10 ideas for writing stories. Cut your paper into 10 pieces. On each piece write an idea.

It could be a character, place, sentence, or concept.

Take a picture of your ideas and then place in your jar.




## 11:30- Math Work:

### Complete the Sheet:

Name: \_\_\_\_\_

Look at the addends for each problem. Add the ones and then add the tens to find the sum.

$$\begin{array}{|c|c|} \hline 2 & 4 \\ \hline + & 3 \\ \hline 2 & 7 \\ \hline \end{array}$$

$$\begin{array}{l} 4 + 3 = 7 \\ 20 + 0 = 20 \\ 20 + 7 = 27 \end{array}$$

$$\begin{array}{|c|c|} \hline 3 & 7 \\ \hline + & 2 \\ \hline & \\ \hline \end{array}$$

$$\begin{array}{|c|c|} \hline 1 & 2 \\ \hline + & 6 \\ \hline & \\ \hline \end{array}$$

$$\begin{array}{|c|c|} \hline 5 & 3 \\ \hline + & 3 \\ \hline & \\ \hline \end{array}$$

$$\begin{array}{|c|c|} \hline 7 & 1 \\ \hline + & 8 \\ \hline & \\ \hline \end{array}$$


- Practice your addition and subtraction facts:
  - Play a dice or card addition/subtraction game.
  - Practice flash cards.
  - Or Go to website and play addition and subtraction games.

<https://generalstewart2.weebly.com/february-math.html>

12:00- Lunch and movement break


1:00- Science Lesson on **Teams**

- Introduction to Hot and Cold
- Bring paper Thermometers.



1:30- Science Work:

Colour the Hot and Cold Cover Page:



Cut and paste the hot and cold picture into the correct box.


Name: \_\_\_\_\_ Date: \_\_\_\_\_

**Comparing Temperature**

Colour and cut out the pictures from the second page. Glue the pictures into the boxes to complete the "hotter than" and "colder than" statements.

	is <b>hotter</b> than	
	is <b>colder</b> than	
	is <b>hotter</b> than	
	is <b>colder</b> than	

There are lots of places in the world where children have never seen snow. It does not get cold enough. Do you like playing in the snow? © Mrs. M's Teachers 2022



Time to Finish any work from the day and post to My Blueprint.

3:00- Exercise Time: Here are some ideas.

- Cosmic Yoga Fun:

<https://www.youtube.com/user/CosmicKidsYoga>

- Go Noodle Dance Fun:  
<https://www.youtube.com/user/GoNoodleGames>
- Go outside and Play

1:45-3:45- I will be having meetings for Tuesday families.

#### Checklist of items to be posted on MY BLUEPRINT

- Reading Comprehension Week 9 Day 2
- 2 Digit addition
- 10 ideas for the idea jar
- Hot and Cold cover page
- Comparing Temperature Sheet