

# Daily Plan for Wednesday, February 10<sup>th</sup>

We have Teams meetings today at 8:30, 10:30, and 1:00.

Students also have small reading groups that meet from 9-10.

Materials needed: 100 days of school. Bring 100 of something to morning class. It could be cereal, noodles, lego etc.

## 8:30 - Morning Meeting on Teams

- Show and Share: Nyabol, Hannah, Guillermo
- 100 Days of School. Bring 100 of something for morning meeting.

## 9:00- Reading Centers- Each centre should take 15 minutes.

### 1. Small Reading Group Teams meeting.

- 9:00- Anthea, Miss K, Marcus, Zoey, Logan, Nyabol
- 9:15- Autumn, Akiva, Hannah, Abby, Sadie
- 9:30- Grey, Guillermo, Shriya
- 9:45- Bailey, Emma, Landon, Grace, Nathanael, Caitlyn

### 2. Read to self- Print books, online books.

<https://generalstewart2.weebly.com/february-reading.html>

### 3. Word families

<p>Name: _____ Date: _____</p> <p>Directions: Color the ending "rk" blend words. Read the passage three times. Color Clark, the dog, each time after you read. Then, answer the comprehension questions.</p> <p><b>Bark Park</b></p> <p>Mark took his dog, Clark, to the park. It was a Bark Park. Clark ran and played with the other dogs. It was getting dark. Mark told Clark that they had to go. Mark told</p>	<p>1. Where did Mark take Clark?</p> <p>2. Why did Mark tell Clark they had to go?</p> <p>3. What did Mark tell Clark when it got dark?</p>	<p>I CAN READ ending "rk" WORDS</p> <p>mark work</p> <p>clark pork</p> <p>park york</p> <p>bark stork</p>	<p>I can write ending "rk" words.</p> <p>_____</p> <p>_____</p> <p>_____</p> <p>_____</p> <p>I CAN WRITE A SENTENCE USING ending "rk" words.</p> <p>_____</p>
--	---	---	---

## 10:00- Snack and Movement Break

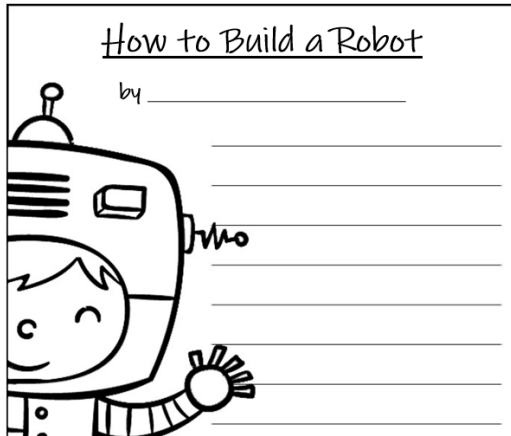
## 10:30- Writing on Teams

- How to Build a Robot

11:00- Writing time: Rough copy of How to Build a Robot Sheet.







Remember:

1. Introduction.
2. List your steps.
3. Use words like first, next, then and last.
4. Closing: ask a question and something you hope.



11:30- Math Work:

- Complete the sheet

 $18-9=$	 $15-9=$
 $17-9=$	 $14-9=$
	

- Practice your addition and subtraction facts:
  - Play a dice or card addition/subtraction game.
  - Practice flash cards.
  - Or Go to website and play addition and subtraction games.







<https://generalstewart2.weebly.com/february-math.html>

12:00- Lunch and movement break

1:00- Social Lesson on **Teams**

- Arctic Animals

1:30- Social Studies work: Cut out the picture, facts and animal names. Match the animal names, facts, and pictures. Glue them on a piece of paper.

This animal survives because it has thick fur and small ears to stay warm and it can run very quickly.	This animal lives on land but is a very good swimmer. It has large paws to help paddle in the cold Arctic water.			<b>Arctic Hare</b>	<b>Polar Bear</b>
This animal lives underwater. Males have two teeth and one of them grows very large. This tooth is the reason for the nickname 'unicorn of the sea'	These animals live in the Arctic Tundra. Females lay eggs every year, but only if they are well fed.			<b>Narwhal</b>	<b>Snowy Owl</b>
This animal is related to the narwhal. They are born	These birds are known as			<b>Beluga Whale</b>	<b>Atlantic Puffin</b>

Example:  **Arctic Hare** 

3:00- Exercise Time: Here are some ideas.

- Cosmic Yoga Fun:  
<https://www.youtube.com/user/CosmicKidsYoga>
- Go Noodle Dance Fun:  
<https://www.youtube.com/user/GoNoodleGames>
- Go outside and Play

1:45-3:45- I will be having individual meetings with the Wednesday families.

Checklist of items to be posted on MYBLUEPRINT

- RK words and Bark Park reading comprehension.
- Rough copy of How to Build a Robot.
- Monkey Math
- Animal Facts