

Daily Plan for Tuesday, December 8th

We have Teams meetings today at 8:30, 10:30, and 1:00.

Students also have small reading groups that meet from 9-10.

❖ **Materials Needed: Dice and counters for the Math game.**

8:30 - Morning Meeting on **Teams**

- Show and Share: Grey, Bailey, Abby, Sadie
- Christmas Stories

9:00- Reading Centers- Each centre should take 15 minutes.

1. Small Reading Group **Teams** meeting.

9:00- Anthea, Adriana, Caitlyn, Miss K, Marcus, Zoey, Logan

9:15- Autumn, Akiva, Hannah, Abby, Sadie

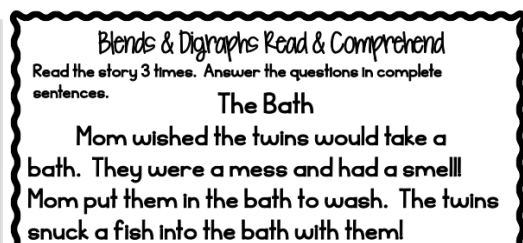
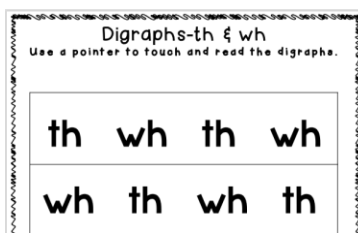
9:30- Grey, Guillermo, Shriya

9:45- Bailey, Emma, Landon, Grace, Nyabol, Nathanael

2. Read to self- Print books, online books

<https://generalstewart2.weebly.com/november-reading.html>

3. Complete the Digraph Sheet:



10:00- Snack and Movement Break

10:30- Math on **Teams**

- 2 Digit numbers

11:00- Math Work:

- Complete the Game.
- Cut out the game pieces.

- You will need game pieces and dice to play. If you do not have one, you can use a digital one on the Math Manipulative Page on my website.
- How to play:
 - Choose a card. Read it and answer the question.
 - If you answer correctly, roll the dice and move that many spaces on the game board.
 - The first one to the finish wins.

Game board and math cards:

Which is the missing number? 85 86 ? 88	Which is the missing number? 89 90 ? 92
Which is the missing number? 53 ? 55 56	Which is the missing number? 57 58 ? 60
Which is the missing number? 20 ? 22 23	Which is the missing number? 24 25 ? 27

- If Time: Go to website and play math games.

<https://generalstewart2.weebly.com/november-math.html>

11:30- Writing Time:

- Edit your 3rd page of your story.
 - Read your third page.
 - Ask does it make sense. Make any changes needed.
 - Ask did I use sparkle words? Erase old words and replace with sparkle words.
 - Describe the new character and what was happening when they met.
 - Did I spell all the words correctly?

2. Edit the 2nd page of your story.
 - a. Read your 4th page.
 - b. Add some sparkle words.
 - c. Add to the description of the trouble. What did the character look like when the trouble happened?
 - d. Did I spell the words correctly?
3. Ask your editor to look at your 3rd and 4th pages. (Also known as your mom, dad, or other family member.)

Once you have edited your 3rd and 4th pages. Make a good copy. Copy the pages onto a different piece on paper for your story.

12:00- Lunch and movement break

1:00- Social Studies Lesson on **Teams**


- Review of the Things we Have Learned about Saskatchewan

1:30- Social Studies Work:

Choose 4 important facts from the different things we have learned. You can go back through your Social Studies sheets to review.

1. Farming
2. Bridges
3. Traditions
4. Landmarks
5. Rural Vs. Urban
6. Travel Facts
7. Prairie Animals

Write a fact you learned in each part of the puzzle. Draw a picture to match the fact. Colour your picture.



2:30- Science Work:

Check on your Do I Stay or Do I go containers. Record the results on Check #2. Leave Jars for tomorrow.

	Check #1 START	Check #2	Check #3 END
Open Jar			
Closed Jar			

3:00- Exercise Time: Here are some ideas.

- Cosmic Yoga Fun:
<https://www.youtube.com/user/CosmicKidsYoga>
- Go Noodle Dance Fun:
<https://www.youtube.com/user/GoNoodleGames>
- Go outside and Play.

1:45-3:45- I will be having meetings for Tuesday families.

Checklist of items to be posted on MY BLUEPRINT

- The Bath Sheet.
- Video or picture of you playing the Math game.
- Edited page 3 and 4 of your story.
- Social Non-Fiction Puzzle.