

Daily Plan for Tuesday, December 1st

We have Teams meetings today at 8:30, 10:30, and 1:00.

Students also have small reading groups that meet from 9-10.

❖ Materials Needed:

❖ Morning Meeting: 3 sheets of paper, scissors and glue.

❖ Science- Adult Supervision needed! Hot water to make steam, cup, ice, spoon.

8:30 - Morning Meeting on **Teams**

- Show and Share: Grey, Bailey, Abby, Sadie
- **Making Paper advent chains for Christmas count down. Bring 3 sheets of paper, scissors, and glue.**

9:00- Reading Centers- Each centre should take 15 minutes.

1. Small Reading Group **Teams** meeting.

9:00- Anthea, Adriana, Caitlyn, Miss K, Marcus, Zoey, Logan

9:15- Autumn, Akiva, Hannah, Abby, Sadie

9:30- Grey, Guillermo, Shriya

9:45- Bailey, Emma, Landon, Grace, Nyabol, Nathanael

2. Read to self- Print books, online books

<https://generalstewart2.weebly.com/november-reading.html>

3. Word Family

| | | | | |
|--|---|---|----------------------------|---------------------------------|
| Name: _____ Date: _____ |  |  | I CAN READ ug WORDS | I can write "-ug" words. |
| Directions: Color the -ug word family words. Read the passage three times. Color a bug each time after you read. Then, answer the comprehension questions. | | | rug jug | _____ |
| Busy Day Sally had a busy day. She cleaned the rugs, washed the mugs, and in the garden. | 1. What did Sally clean? | | mug plug | _____ |
| | 2. What did Sally do in the garden? | | | _____ |

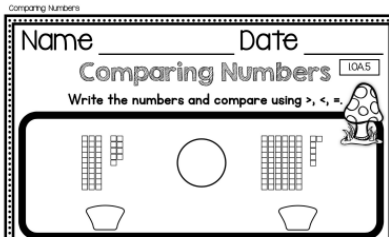
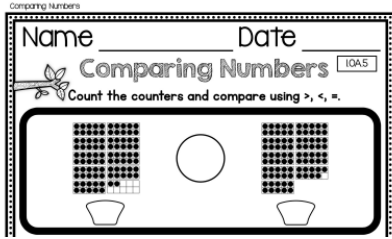
10:00- Snack and Movement Break

10:30- Math on **Teams**

- Greater than and Less than Signs < > =

11:00- Math Work:

- Complete the sheets



- If Time: Go to website and play math games.

<https://generalstewart2.weebly.com/november-math.html>

11:30- Writing Time:

- Write a Christmas story
 1. What is your Character?
 2. When and Where does the story take place?
 3. What action happens in the story?
 4. What trouble does your character get into?
 5. How is the trouble solved?
 6. Show a satisfying ending with words, actions, and feelings.

Use your story plan from yesterday to write your story. Separate each section on to a separate page. Here is an example story.

1. What is your Character? Describe your character and what his/her want is. (Ex. "Yeah!" shouted Bear. He woke up during the winter and hoped he was not too late for Christmas. The bear wanted to celebrate Christmas this year. Every year he would cuddle up and sleep through winter.)



2. When and Where does the story take place? Have the student look or move around the setting and describe what they see. (Ex. The big brown bear decided to venture out of his warm dark cave to see what was happening in the forest neighbourhood.)

3. What action happens in the story, have the character meet another character? (Ex. Bear walked out of his cave and hear a noise, "Chatter, Chatter." He looked

| | |
|---|---|
| | <p>around and saw his friend rabbit. He asked rabbit if he missed Christmas. Rabbit did not know.)</p> |
| | <p>4. What trouble does your character get into? (Bear was upset that he could have missed Christmas. Rabbit and Bear decided to go ask wise old owl. The ground was covered in snow and looked to different they did not know which way to do to find Owl. Bear sat down on a snowbank and started to cry.)</p> |
| | <p>5. How is the trouble solved? (Ex. Rabbit curled up next to Bear and they cried. All the sudden they hear a "Who" coming from the tree. They looked up and saw Owl. "How did you find us?" asked Bear. "I could hear the crying and came to investigate. Why are you upset?" Bear explained to Owl that he was afraid he missed Christmas. Owl explained that it was Christmas Eve, and he woke up just in time.)</p> |
| | <p>6. Show a satisfying ending with words, actions, and feelings. (Ex. Bear was so excited, Rabbit and Bear danced around to forest. Owl helped them decorate a tree with pinecones and berries. They sang Christmas songs and fell asleep cuddled together under the tree feeling happy and joyous. In the morning they woke up to find presents under the tree. Bear said, "This is the best Christmas ever!")</p> |
| <p>12:00- Lunch and movement break</p> | |
| <p>1:00- Science Lesson on Teams</p> <ul style="list-style-type: none"> • States of Matter Steam | |
| <p>1:30- Science Work:</p> <ul style="list-style-type: none"> • You will need an adult to heat water to make steam, a spoon, cup, and ice. | |

- Place the spoon in a cup with ice.
- After the water is heated, carefully with **adult supervision** hold the cold spoon high above the steam.
- Watch what happens with the steam when it hits the spoon.

Complete the sheet.

| | | |
|---|--|---|
| Name: _____ Date: _____ | | |
|  | <u>Full Steam Ahead</u> |  |
| Hypothesis: What happens when water is heated? | | |
| _____ | | |
| _____ | | |
| Observation: Draw a picture of what you see... | | |
| when the water was heated | when the cold spoon was put in the steam | |

Move Like States of Matter Video:

<http://www.viewpure.com/3IW8E1YR0kE?start=0&end=0>

3:00- Exercise Time: Here are some ideas.

- Cosmic Yoga Fun:
<https://www.youtube.com/user/CosmicKidsYoga>
- Go Noodle Dance Fun:
<https://www.youtube.com/user/GoNoodleGames>
- Go outside and Play

1:45-3:45- I will be having meetings for Tuesday families.

Checklist of items to be posted on MYBLUEPRINT

- UG Sheets
- Christmas Story
- Comparing numbers using < > =
- Full Steam Ahead