

Daily Plan for Thursday, October 29th

We have Teams meetings today at 8:30, 10:30, and 1:00.

Students also have small reading groups that meet from 9-10.

Some students have changed reading groups. Please see times and changes below.

❖ Materials:

For Math you will need toys to count and graph such as blocks, hot wheels, stuffies.

For Science you will need a piece of cardboard and the elastic band on your sheet.

8:30 - Morning Meeting on Teams

- Show and Share: Jude, Shriya, Akiva, Anthea, Zoey
- Short A word families
- Reading strategies

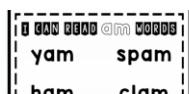
9:00- Reading Centers- Each centre should take 15 minutes.

1. Small Reading Group Teams meeting.

- 9:00- Anthea, Adirana, Sadie, Abby, Zoey, Nyabol
- 9:15- Autumn, Akiva, Hannah
- 9:30- Jude, Miss K, Caitlyn, Eli, Marcus, Logan
- 9:45- Bailey, Emma, Landon, Guillermo, Shriya, Grey, Nathanael

2. Read to self- Print books, online books

3. AM word Families

	<p>I can write "-am" words.</p> <table border="1"><tr><td> </td></tr><tr><td> </td></tr><tr><td> </td></tr><tr><td> </td></tr></table>					<p>Name: _____ Date: _____</p> <p>Directions: Color the -am word family words. Read the passage three times. Color a jar each time after you read. Then, answer the comprehension questions.</p> <p>Are You Hungry? "Sam, are you hungry?" "Yes ma'am, I am." "Would</p> <table border="1"><tr><td>Who is hungry?</td></tr><tr><td> </td></tr><tr><td> </td></tr><tr><td> </td></tr></table>	Who is hungry?			
Who is hungry?										

10:00- Snack and Movement Break

10:30- Math Lesson **Teams**

- Collecting Data
- Creating a bar graph

11:00- Math Work:

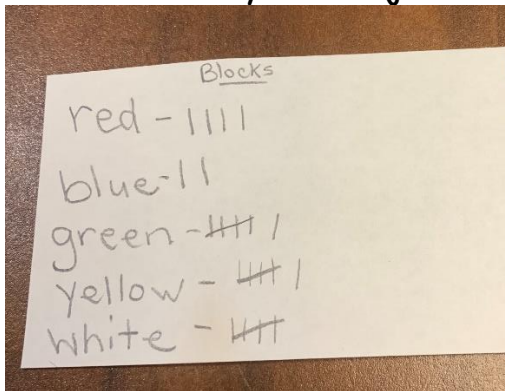
- Gather together some toys. It could be blocks, stuffies etc.
- Choose a way to sort the toys
- Sort the toys into the categories
- Make a tally chart to record how many toys are in each group
- Make a bar graph to represent your tally chart
- Remember to have a title, numbers on the side, and labels on your graph.
- **Example:**
- Choose object to sort




- Sort the objects



- Count and tally the objects



- Create the bar graph



-
- Work on Basic Fact- +1 and +2 flash cards.
- Go to website and play now graphing math games.

<https://generalstewart2.weebly.com/october-math.html>

12:00- Lunch and movement break

1:00- Science Lesson on **Teams**

- Elastic Powered boat

1:30- Science Work

- Watch this video on boats.
<https://www.youtube.com/watch?v=CMkeKRcH44I>
- Make your elastic powered boat
- You will need cardboard and the rubber band attached to the sheet. You can cover your boat with duct tape if you want to use it lots to help it be waterproof. It is not needed for the boat to work.

- Here are the instructions online if you need.
<https://www.youtube.com/watch?v=Wy1RUskWxqk>



- Decorate your boat
- Put your boat in water and watch it move.
- I would love to see a video posted on MY Blueprint of you powering your boat.

3:00- Exercise Time: Here are some ideas.

- Cosmic Yoga Fun:
<https://www.youtube.com/user/CosmicKidsYoga>
- Go Noodle Dance Fun:
<https://www.youtube.com/user/GoNoodleGames>
- Go outside and Play

Checklist of items to be posted on MYBLUEPRINT

- AM word family sheet
- Math Tally and Graph of toys
- Elastic powered boat