

Daily Plan for Monday October 26th

We have Teams meetings today at 8:30, 10:30, and 1:00.

Students also have small reading groups that meet from 9-10.

Materials for the week: I thought it would be fun for families to make pizza together. We are learning about where food comes from today and have a paper pizza for students to make. If you could like you can make a pizza together. The crust can be bought, a taco shell, or even a bun, then put on sauce and toppings and bake. Have fun!

8:30 - Morning Meeting on **Teams**

- Show and Share: Autumn, Logan, Caitlyn, Nathanael
- Short A word families
- Reading strategies

9:00- Reading Centers- Each centre should take 15 minutes.

1. Small Reading Group **Teams** meeting.

- 9:00- Anthea, Adirana, Sadie, Abby, Zoey, Nyabol
- 9:15- Autumn, Akiva, Hannah
- 9:30- Jude, Miss K, Caitlyn, Eli, Marcus, Logan
- 9:45- Bailey, Emma, Landon, Guillermo, Shriya, Grey, Nathanael

2. Read to self- Print books, online books





3. Complete word families ACK-



10:00- Snack and Movement Break

10:30- Writing Lesson on Teams: Story Endings.

- Character Traits

Character's actions	Character's words	Character's feelings	Character traits
	Hi 		

11:00- Writing Time: You are going to write a story with a fictional character. The focus for today is writing a satisfying ending that makes the reader happy.

1. Think of a pretend character

- Give the character a name
- Imagine a place
- Imagine the trouble your character gets into

Remember: Ways to Bring Stories to Life

1. ACTION: By telling what the character did.
2. DIALOGUE: By telling what the characters said.
3. FEELINGS: By telling how the character felt.

Character's actions	Character's words	Character's feelings	Character traits
	Hi 		

11:30- Math Work:

- Complete the math sheet

Name _____ Date _____
Write the number to tell how many tally marks.

	
—	—

- Work on Basic Fact- +1 and +2 flash cards.
- Go to website and play now graphing math games.

<https://generalstewart2.weebly.com/october-math.html>

12:00- Lunch and movement break

1:00- Social Studies Lesson on Teams

- Farming in Saskatchewan
- What goes into making our food

- Pizza!

1:30- Social Studies work

- What does it take for the food we eat to make it to our table? It may seem simple - buy groceries at the store to make our meals, but it's much more complicated than that! Listen to the story: Pancake, Pancake to learn all that goes into making a meal
- www.youtube.com/watch?reload=9&v=_ss_4XQKgCg
- Making Pizza- You can help your family make a pizza sometime this week. You can make a crust, buy a crust, use tortilla shells, or buns as a crust. Add sauce and toppings and cook the pizza.
- Complete the Pizza Sheet. Remember to label the pizza and write what part is grown by a farmer.



3:00- Exercise Time: Here are some ideas.

- Cosmic Yoga Fun:
<https://www.youtube.com/user/CosmicKidsYoga>
- Go Noodle Dance Fun:
<https://www.youtube.com/user/GoNoodleGames>
- Go outside and Play

1:45-3:45- I will be having individual meetings with the Monday families.

Check List for Items to be posted to MY BLUEPRINT

- ACK word sheets
- Tally mark sheet
- Making Pizza Sheet